

HILUX



THE NEW
HILUX
LIMITLESS
SINCE 1968

3 YEARS
TOYOTA
WARRANTY
or 100,000 km

TOUGH LEADS THE WAY

MEET THE TORQUE MASTER

Hilux challenges the perception of power with its brand new diesel engines. New 2.4 and 2.8 GD engines are performing superbly thanks to new torque technology which dramatically increases torque in low to medium speed ranges and unprecedented acceleration. It also contributes to Hilux's exceptional towing capacity. These engines are designed to keep noise levels down and efficiency up. In fact, the refined sound insulation can make you forget that you're driving a pick-up. The same is true for the efficient new 6-speed manual and new 6-speed automatic transmissions: it adds to the premium SUV-style driving sensation.

Choose the engine for the work you do and the way you want to roll:

Engine	Power	Torque	Drive	Available on
2.4 GD-6 Diesel D-4D 6M/T	110kW/150HP	400 Nm	4x2 or 4x4	Work, Country, Comfort
2.8 GD-6 Diesel D-4D 6M/T or 6A/T	150kW/204HP	420/500 Nm	4x2 or 4x4	Work, Country, Comfort



MORE POWER

Up to **47%** more power and **54%** more torque! The newly developed GD engines features vastly evolved low-speed torque. In addition, manageability of the effective speed range has been improved, realizing unprecedented acceleration performance.

MORE EFFICIENT

Powerful and efficient. The newly developed GD engines features vastly improved fuel economy. Up to **14%** on fuel savings comparing to the previous generation of engines. That means you can travel up to **130*** km further and get more things done!

Powerful new engines offer high torque and power while contributing to excellent fuel economy and quietness.



NEW ENGINE (GD)

ENGINE SPECIFICATIONS	1GD-6AT	1GD-6MT	2GD-6MT
Displacement (litres)	2.8	2.8	2.4
Transmission	6-automatic	6-manual	6-manual
Maximum power output (kW)	150	150	110
Maximum power output (HP)	204	204	150
Maximum torque (Nm)	500	420	400
Combined fuel cons. (l/100 km)			

PREVIOUS ENGINE (KD)

ENGINE SPECIFICATIONS	1KD-5AT	1KD-6MT	2KD-6MT	2KD-5MT
Displacement (litres)	3.0	3.0	2.5	2.5
Transmission	5-automatic	6-manual	6-manual	5-manual
Maximum power output (kW)	120	120	75	75
Maximum power output (HP)	163	163	102	102
Maximum torque (Nm)	360	360	260	200
Combined fuel cons. (l/100 km)	9.3	8.3	8.0	8.0

IMPROVEMENTS	1GD vs. 1KD	1GD vs. 1KD	2GD vs. 2KD	2GD vs. 1KD
Displacement (liters)	2.8 vs 3.0	2.8 vs 3.0	2.4 vs 2.5	2.4 vs 3.0
Transmission	automatic	manual	manual	manual
More POWER	+8%	+8%	+47%	-8%
More TORQUE	+25%	+22%	+54%	+17%
Better fuel ECONOMY	+9%	+9%	+10%	+14%

*Efficiency depends on fuel quality, driving style and road conditions.

POWER YOUR WAY



SMOKING HOT DESIGN

Few pick-ups are as proud to add mud or sand to their exterior as Hilux. It's rugged design is made to look its best on any job, challenge or outing – flaming hot or icy cold. This is Toyota signature design at its most audacious, full of strong shapes and sharp corners that reinforce intelligent toughness. Everything from the 3D grille – now integrated into the bonnet for a powerful, seamless look and framed by LED lights – to the muscular wheel flare and the dynamic sidelines spells sophisticated power. The stylish belt line along the windows and a wide choice of wheels add eye catching highlights.

Strong features all round: LED low-beam projector headlamps wrap around the fender for a wider, more muscular appearance.


PLAYTIME



WORK HARD, TOW EASILY

They say breakfast is the most important meal of the day. So if you wonder where the Hilux gets its strength from, it's simple: this remarkable pick-up is designed first and foremost as a work-horse with a towing capacity of 3.5* tonnes. While engine torque has been increased, the cooling performance of both engine and transmission have also been improved for effortless towing. Whether you want to tow grain, another vehicle or a caravan, the new Hilux tackles it with ease. It's also equipped with Trailer Sway Control (TSC) to ensure the vehicle stays steady when faced with crosswinds or changing road surfaces.

*Towing capacity varies from models, please check with Toyota dealership for specific vehicle




Downhill Assist Control (DAC) helps you tackle a steep descent with confidence. It applies individual brakes to maintain its low speed and to keep the vehicle stable, so you can focus on steering and avoiding any obstacles. It also works when reversing, for even safer driving.

TAKE CHARGE

QUALITY, DURABILITY AND RELIABILITY – NO TERRAIN TOO TOUGH

Forget tough days at the office – whether faced with difficult terrain or the stresses of everyday life, nothing can faze the new Hilux. That's because this pick-up is tougher than ever. Building on its legendary strength and reliability, the Hilux frame and body structure have been redesigned to ensure toughness, while a stronger, wider under-body now offers greater protection. In fact, all the components of the Hilux are made to withstand the most rigorous tests. The new frame also contributes to improved handling and ride comfort, working hand-in-hand with the new suspension and the newly designed gear ratios. To help you get through challenging environments, you can always rely on Active Traction Control (A-TRC) and the rear differential lock to ensure optimal traction. All these refinements add to Hilux's unique sense of effortless driving, on or off-road.



Hill-start Assist Control (HAC) automatically maintains the brake force for up to two seconds after the brake pedal is released to give you a smooth start on steep inclines – without rolling back.

LUXURY INTERIOR

TOUGH OUTSIDE, COMFORTABLE INSIDE

This pick-up is all about quality surroundings and attractive, durable materials paired with the latest technology to maximize your comfort. A first-in-class electronic control to reduce body pitch and bounce ensures the ride feels as smooth as in a premium SUV. Equally, the newly designed adjustable leather seats offer greater comfort and support, while the height and depth adjustable steering wheel can be set to your ideal seating position. Automatic air conditioning and a clean air filter are also available to keep your temperatures at comfortable level



(1) The rear seats are split 60:40 and can be tipped up for added cargo space.

(2) Whether you're heading off-road or to the office, the cool box above the glove compartment keeps your drinks chilled. Hilux is generous with an astounding 11 storage areas positioned around the cabin.



» PICKING UP ESSENTIALS

A BODY STYLE TO SUIT ALL YOUR NEEDS

The new Hilux has a body for every purpose. Whatever you're picking up, whether it's work or play, you'll find the perfect vehicle. The interior has been redesigned to provide more space for all passengers. At the front, there's more shoulder room and headroom. The seat adjustment range has also been widened to suit individual body shapes. Plus, increased legroom at the rear means everyone arrives completely relaxed, ready for the next Hilux adventure.





Extra Cab



Payload 810 - 845 kg
Gross vehicle weight 2860 kg
Engine 2.8 GD-6 D-4D
Drive 4x4
Transmission 6 M/T

Double Cab

Payload 800 - 930 kg
Gross vehicle weight 2810 - 2910 kg
Engine 2.4 and 2.8 GD-6 D-4D
Drive 4x2 or 4x4
Transmission 6 M/T or 6 A/T

Single Cab

Payload 885 - 975 kg
Gross vehicle weight 2870 kg
Engine 2.4 and 2.8 GD-6 D-4D
Drive 4x2 or 4x4
Transmission 6 M/T




J-Deck, optional on Double Cab, is the convenient system with outside hooks that gives you an answer to a whole range of business scenarios. For extra protection choose durable bed liner option.



MISSION CONTROL

TECHNOLOGY

Hilux is equipped with a range of innovative technology, designed to make every journey more relaxing. Take the tablet-style touch 7" screen, which combines plenty of multimedia features. It is connected to a refined audio speaker system, while you adjust the volume via the steering wheel. Another Hilux first, the new 4.2" Multi-Information Display (MID) in the instrument panel incorporates 3D messages to help you drive more efficiently. It also holds the trip computer that displays essential journey data. All these functions can be easily accessed via the handy steering wheel controls.



7" Touch screen
This multimedia system will allow you to experience a world of information and entertainment in a stylish tablet-style 7" display. For enhanced security, there is a convenient reverse camera.



Multi-information display
The new color multi-information display for easy access to essential journey information.



Smart Entry & Start System
This allows you to unlock the car simply by pressing a button on the door handle. The start/stop button starts the engine. All you need to do is carry the Smart Entry key with you.



4-Wheel-Drive switch
For added convenience and style, the Hilux is also equipped with a 4-Wheel-Drive switch instead of a lever.



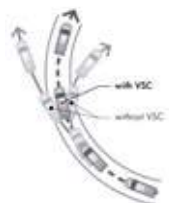


PLAY SAFE



HIGH NOTES FOR SAFETY

The Hilux excels when things get tough. After all, it's built to withstand the most testing situations. The redesigned frame and body structure features extensive use of High-Tensile Strength Steel (HTSS) to ensure all occupants are protected in an accident. The side members and cross members have been reinforced and enlarged helping to absorb even more energy in an impact and distribute the force effectively. Other active safety technology including Vehicle Stability Control (VSC) and up to seven Supplemental Restraint System (SRS) airbags also contribute to Hilux's excellent crash performance.



Vehicle Stability Control (VSC)

VSC automatically activates each individual brake as needed and controls engine output to help maintain stability and prevent skidding when turning sharply or cornering on slippery road surfaces.



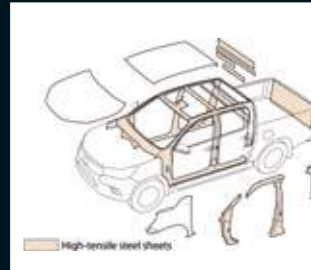
Supplemental Restraint System (SRS) – 7 airbags

Hilux is fitted with up to seven airbags. They include driver's knee airbag, SRS airbags for both driver and front passenger, side airbags for the front seats, and SRS curtain shield airbags covering both the front and rear seat passengers.



Trailer Sway Control (TSC)

TSC suppresses any trailer sway caused by wind, bumpy roads or steering etc. whenever you are towing. With sensors detecting yaw, acceleration and steering, TSC uses deceleration control and yaw moment to limit sway. The slip indicator bleeps when TSC is activated, and to warn drivers behind, the stop lamps are illuminated.



Robust body

All the sections of the body structure, including crossmember, side rail and suspension tower, have been reinforced for exceptionally high rigidity.

HILUX GRADES

WORK

Main features:

- Available on Single and Double Cab models
- Power steering
- 2 speakers
- Fabric seat material
- Air conditioner (manual)
- Tilt and telescopic steering adjustment
- Bench front seat
- Glove box with key
- Colour painted front bumper
- Black front grill
- Mud guards (front and rear)
- Deck guard frame
- Black door handles and black outside mirrors
- ABS - Anti-lock Braking System
- EBD - Electronic Brake Force Distribution
- BA - Brake Assist
- High mounted brake light (LED)
- Driver & passenger airbags (SRS)
- Driver knee airbag (SRS)
- ISOFIX points for child safety seats
- Child lock
- Headlamp 2-bulb halogen
- Tyre dimensions 205 R16C
- Steel wheels
- 80L fuel tank capacity
- Rear differential lock (for 4x4)
- 1 power socket 12V
- Engine oil level warning
- ECO driving indicator
- Pitch and Bounce Control
- Steel spare tyre

* Shown specifications may differ from model to model, please ask your Toyota dealership for more details.

COUNTRY



Main features: (additional on WORK)

- Power door lock (auto/speed sensitive)
- Wireless power door lock
- Power windows (auto up/down for driver)
- Electronic adj. outside mirrors
- Separate front seats
- Seat back pocket
- Radio AM/FM, MP3, CD
- Auxiliary input USB & AUX
- Bluetooth audio and hands-free
- Steering wheel controls
- Multi information display, DOT type
- Microphone and microphone amplifier
- 4 speakeres
- Side steps with black cover, narrow
- Deck guard frame
- Rear bumper, steel
- Colour painted front grill
- Outside mirrors electrically adjustable
- Immobilizer and siren
- Steel wheels
- Tyre dimensions 205 R16C (for 4x4)
- Tyre dimensions 225/70 R17 (for 4x2)
- 4WD switch (for 4x4 models)
- Central differential lock (for 4x4)



HILUX GRADES

COMFORT

Main features (additional on COUNTRY)

- Multi information display, DOT type (4x2)
- 4 speakers
- Side steps with black cover, narrow
- Colour painted front grill
- Immobilizer and siren, sonic sensor
- Steel wheels, 225/70 R17

COMFORT PLUS Main features (additional on COMFORT)

- Wide over fender
- Wide front bumper
- Front fog lamps
- Turn signals on side mirrors
- Side airbags & curtain airbags (SRS)
- Alloy wheels 265/65 R17



* Shown specifications may differ from model to model, please ask your Toyota dealership for more details.



HILUX GRADES

ACTIVE



Main features (additional on COMFORT PLUS)

- Leather steering wheel
- Leather shift lever & knob
- Chrome details on parking brake
- Inside door handles in chrome
- Door trim in high fabric
- High quality fabric seat material
- Rear armrest
- Front seat adjustment
- Seat back pocket with hooks
- Black B pillars
- Without deck guard frame
- Side steps with black cover narrow
- Front grill in chrome
- Chrome door handlr & outside mirrors
- Chrome rear bumper
- Immobilizer and siren
- Alloy wheels
- Tyre dimensions 265/6 R17
- Alloy spare tyre



HILUX GRADES

EXECUTIVE



Main features (additional on ACTIVE)

- Radio AM/FM, MP3, CD/DVD
- Multimedia touch screen 7" (17.7 cm)
- Reverse camera (back monitor)
- 8 speakers
- Auxiliary input USB & AUX with video
- 2 power sockets 12V
- Front cool box
- Power windows auto up/down (all)
- Window jam protection (all)

- Glove box with key and damper
- Multi information display (Colour TFT)
- Automatic air conditioner*
- Leather seats*
- Leather door trim*
- Power seat adjustment for driver*
- Smart entry & Start system ("keyless" entry & start)
- Automatic light control
- Follow me home lighting system

- Outside mirrors electrically adjustable & retractable
- LED type front fog lamps*
- Immobilizer and siren, sonic sensor
- LED type main headlamps*
- Auto levelling main headlamps*
- Cruise control
- iMT - Intelligent Manual Transmission
- VSC - Vehicle Stability Control
- DAC - Downhill Assist Control
- HAC - Hill Start Assist Control
- A-TRC - Active Traction Control
- EBS - Emergency Brake Signal
- TSC - Trailer Sway Control
- Optitron gauge lightning



TOUGH LOOKS WHATEVER THE COLOUR

8 COLOURS TO MIX WITH
SAND RUBBLE OR MUD



Orange Metallic (4R8)



Attitude Black Mica Metallic (218)



Super White II (040)



Gray Metallic (1G3)



Avant-Garde Bronze Metallic (4V8)



Silver Metallic (1D6)



Crimson Spark Red Metallic (3T6)



Nebula Blue Metallic (8X2)



SPECIFICATIONS

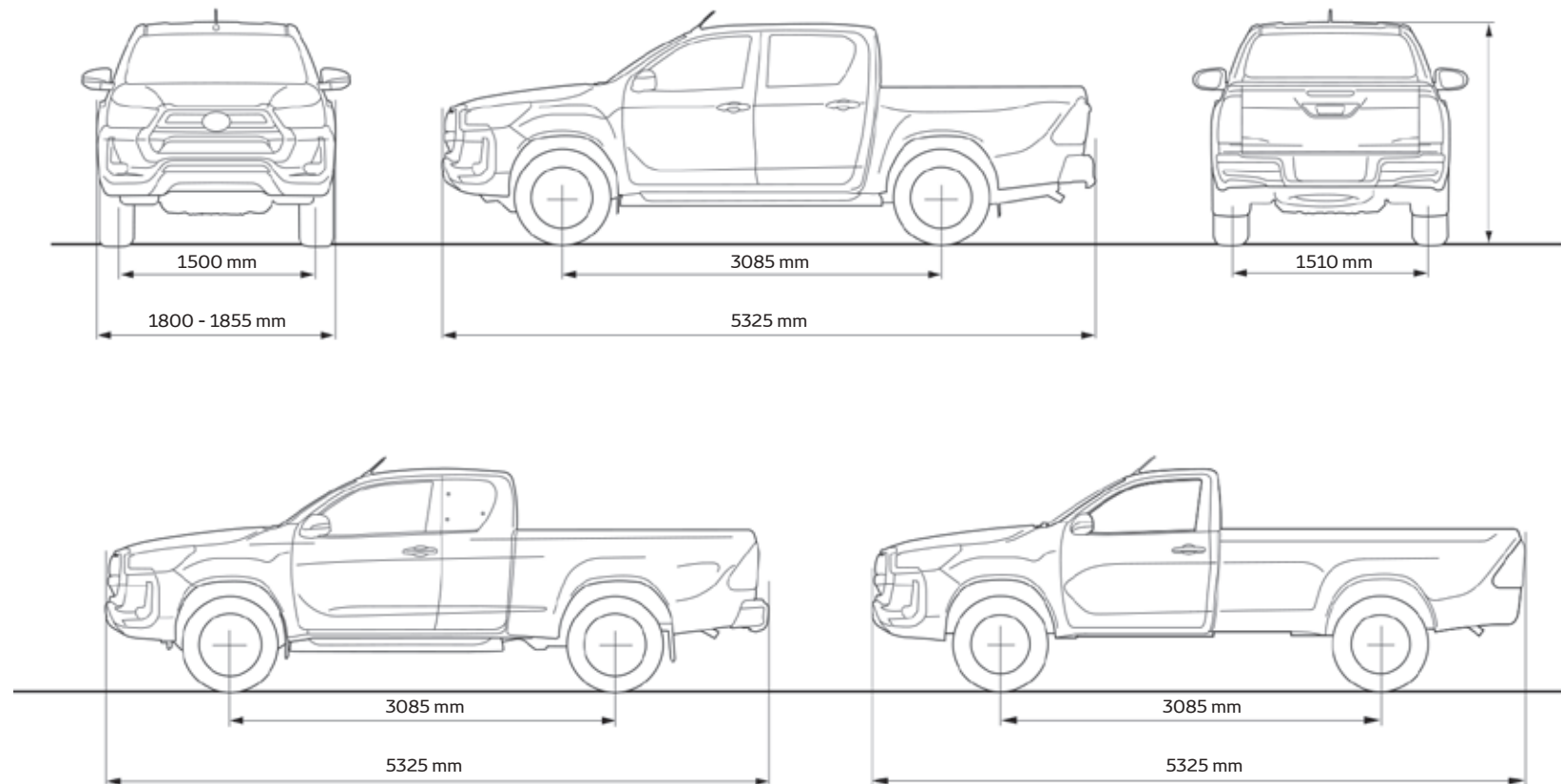
ENGINE	2.4 GD-6 D-4D Diesel 6M/T	2.8 GD-6 D-4D Diesel 6M/T	2.8 GD-6 D-4D Diesel 6A/T
Engine code	2GD-FTV	1GD-FTV	1GD-FTV
Number of cylinders	4-cylinder, In-line	4-cylinder, In-line	4-cylinder, In-line
Valve mechanism	16 Valve, DOHC	16 Valve, DOHC	16 Valve, DOHC
Fuel system	Common Rail Diesel	Common Rail Diesel	Common Rail Diesel
Displacement (cc)	2393	2755	2755
Bore × stroke (mm × mm)	92.0 × 90.0	92.0 × 103.6	92.0 × 103.6
Compression ratio	15.6	15.6	15.6
Maximum power output (DIN hp)	150	200	200
Maximum power output (kW/rpm)	110 @ 3400	150 @ 3400	150 @ 3400
Maximum torque (Nm/rpm)	400 @ 1600–2000	420 @ 1400–3400	500 @ 1600–2800
PERFORMANCE			
Maximum speed (km/h)	170	175	175
SUSPENSION			
Front suspension	Independent front suspension, double wishbone with coil springs		
Rear suspension	Leaf spring/ Rigid axle		
BRAKES			
Front brakes	Ventilated disc brake		
Rear brakes	Leading trailing drum brake		
Transmission	6 speed manual	6 speed manual	6 speed automatic
GEAR RATIO			
1st	4.784	4.784	3.600
2nd	2.423	2.423	2.090
3rd	1.443	1.443	1.488
4th	1.000	1.000	1.000
5th	0.777	0.826	0.687
6th	0.643	0.643	0.580
Reverse	4.066	4.066	3.732
Differential Gear Ratio	3.583	3.583	3.909

* Shown specifications may differ from model to model, please ask your Toyota dealership for more details.

SPECIFICATIONS


DIMENSIONS & WEIGHTS	Single Cab	Extra Cab	Double Cab
Exterior length, min-max (mm)	5265-5325	5325	5325
Exterior width, min-max (mm)	1800	1855	1855
Exterior height (mm)	1795	1810	1815
Front tread, min-max (mm)	1500-1510	1540	1540
Rear tread, min-max (mm)	1510	1550	1550
Front overhang, min-max (mm)	990	985	985
Rear overhang, min-max (mm)	1195-1255	1255	1255
Wheelbase (mm)	3085	3085	3085
Interior length (mm)	932	1404	1697
Interior width (mm)	1481	1481	1480
Interior height (mm)	1175	1168	1170
Deck length (mm)	2315	1808	1525
Deck width (mm)	1575	1540	1540
Deck height (mm)	480	480	480
Gross vehicle weight, min-max (kg)	2870	2860	2910
Kerb weight, min-max (kg)	1900-1990	2000-2060	2020-2135
Payload, min-max (kg)	885-975	810-845	800-930
Fuel tank size (L)	80	80	80
Towing capacity with brakes, min-max (kg)	2000-3500	3500	3500
Towing capacity without brakes, min-max (kg)	750	750	750
Turning circle, min-max (tyres, m)	6.3-6.4	6.4	6.4
Turning circle, min-max (body, m)	6.7	6.7	6.7
OFF ROAD			
Min. running ground clearance (mm)	294	311	310
Approach angle (°)	29	29	29
Departure angle (°)	25	26	26

SPECIFICATIONS



* Shown specifications may differ from model to model, please ask your Toyota dealership for more details.

COMPLETE PEACE OF MIND WITH TOYOTA.



Toyota Quality Service

Your Toyota dealership will advise you on your vehicle's service requirements. It will need a health and safety check at least once a year. An intermediate check is necessary every year or 5,000 km.

Toyota Low Maintenance Costs

All Toyota vehicles are designed and engineered to minimize your maintenance costs. This includes fewer parts that require servicing and, equally important, is that Toyota vehicle technology is made easily accessible so that maintenance labor time is less and pricing is competitive.

Toyota Genuine Parts

Providing the reassurance of Toyota quality, only genuine and approved components are used on your vehicle. If the vehicle is damaged, its design helps minimize the cost of repair because the most expensive-to-replace parts are deliberately located away from common damage zones. The result is ultimately less expense for parts and labor.

Toyota Accessories

Toyota genuine accessories are designed and manufactured with the same care, quality and attention to detail as Toyota vehicles. Adding a touch of style, comfort, convenience and practicality, they are tested for exceptional durability to enhance the enjoyment of your new vehicle. All accessories are covered by a 1-year warranty.

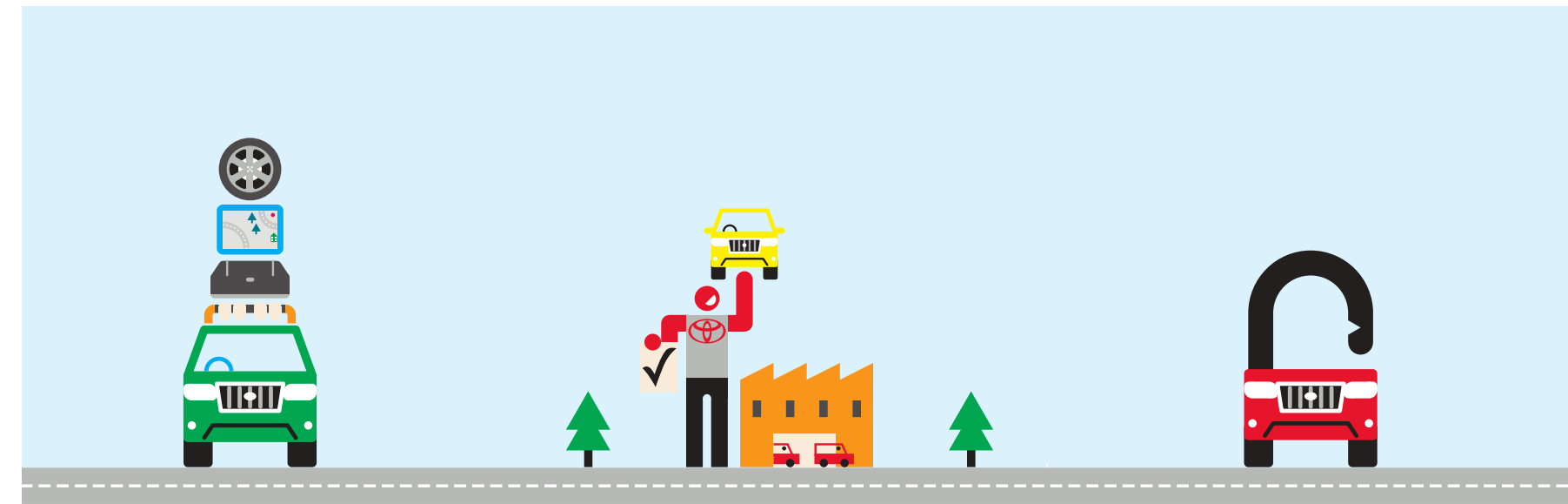
Toyota Comprehensive Warranty

Every new Toyota comes with a 3 years or 100,000 km vehicle warranty, which covers any defect caused by a manufacturing fault. Transport to the nearest authorized Toyota repairer will also be covered*. In addition, a 3 years or 100,000 km paint warranty protects against defects and surface rust caused

by a manufacturing fault (except load bin's which are covered for 1 year). Every Toyota commercial vehicle is covered by a 3 years with unlimited mileage corrosion-perforation warranty* against corrosion of body panels caused by a manufacturing fault in materials or workmanship.

Toyota Added Security

Toyota's comprehensive security system withstands the insurance industry's rigorous five-minute attack test. The alarm system and engine immobilizer are approved by major insurance companies.



*Check with your dealership for specific warranty details.



**FOR MORE INFORMATION ABOUT HILUX,
TEST DRIVES AND QUOTATIONS, PLEASE
CONTACT YOUR NEAREST TOYOTA DEALERSHIP.**

To the best of our knowledge, all information in this brochure is correct at time of going to print. Details of specifications and equipment provided in this brochure are subject to local conditions and requirements and may, therefore, vary from models available in your area. Please inquire with your local dealership for details on your local specifications and equipment. • Vehicle body colors may differ slightly from the printed photographs in this brochure. • The readability of QR Codes® present in this brochure may differ according to the scanner used. Toyota cannot be held responsible should your device not be able to read any QR Codes® or interactive content markers. • Africa Mobility Solutions (Pty) Ltd reserves the right to alter any details of specifications and equipment without prior notice. • © 2020 Africa Mobility Solutions (Pty) Ltd. ('AMS'). • No part of this publication may in any way be reproduced without the prior written approval of Africa Mobility Solutions (Pty) Ltd.

07/2021/HILUX/CFAO/AMS

