

Land Cruiser 76

Valid from: June 10th 2024



GRADE	SFX	Body type	Engine	ccm	Power (HP/kW)	Torque (Nm)	Transmission	Duty free (USD)	Duty paid (USD w. VAT)
STANDARD 4x4	H1	Station Wagon	4.2 DIESEL	4.164	131/96	285	5 M/T	68,300	109,200

EXTRAS	STANDARD	DELUXE	Duty free (USD)	Duty paid (USD w. VAT)
Metallic paint:	○	○		

● = Standard ○ = Option – = Not available
 5 M/T = 5 speed manual transmission
 6 A/T = 6 speed automatic transmission

STANDARD GRADE

Interior:

Air conditioner (manual)
 Radio AM/FM, MP3, CD
 2 speakers
 Auxiliary input USB
 Front bench seat
 Power windows (auto down for driver)
 Glovebox with key
 With heater
 Rubber floor mats (front and rear)
 10 seats (3 front, 3 rear, 2x2 parallel in the back)
 Urethane steering wheel
 Tilt and telescopic power steering column
 Vinyl leather seat material
 Clock
 Cup holder

Exterior:

Mud guards (front and rear)
 Black rear bumper with reflector
 Spare wheel carrier with lock
 Front and rear towing hooks
 Air cleaner with cyclone and snorkel
 Manual antenna
 Black front grille
 Side steps and rear step (aluminium)
 Rear window defogger

Safety:

ABS - Anti-lock Braking System
 Driver & passenger airbags (SRS)
 High mount stop light

Technical:

Suspension with coil leaf spring
 Rear differential lock (manual)
 Power door lock (Driver)
 4WD system
 Steel wheels
 Tyre dimensions 255/95R16 6J /Tube
 High altitude compensator (HZJ)
 Fuel tank capacity 130L
 Cylinders: 6 in line
 Overall width: 1.800 mm
 Overall length: 4.860 mm
 Overall height: 1.955 mm
 Min. ground clearance: 230 mm
 Min. turning radius (tyre): 6.3 m
 Engine 1HZ (4.2L)

DELUXE - on top of STANDARD

Interior:

Door pockets, front
 Front separated seats
 9 seats (2 front, 3 rear, 2x2 parallel in the back)
 Seat pockets
 Fabric seat material
 Rear console box
 Woody steering wheel

Exterior:

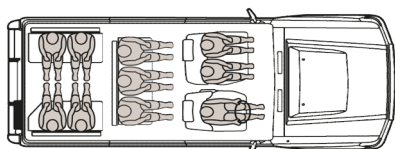
Chrome painted front and back bumper
 Wire harness connector for trailer

Safety:

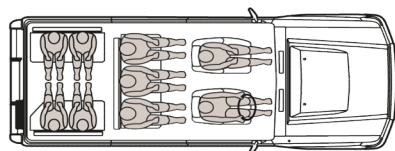
Immobilizer
 VSC - Vehicle Stability Control
 BA - Brake Assist
 EBD - Electronic Brake Force Distribution
 HAC - Hill Assist Control
 DAC - Downhill Assist Control
 ATRC - Active Traction Control

Technical:

Alloy wheels
 Tyre dimensions 225/95R16 6J/Tube
 Cruise Control
 Wireless/smart door lock
 Cylinders: 4 in line
 Overall width: 1.800 mm
 Overall length: 4.870 mm (1GD) & 4.870 mm (1HZ)
 Overall height: 1.955 mm
 Min. ground clearance: 230 mm
 Min. turning radius (tyre): 6.3 m
 Engine 1GD-FTV (2.8L)

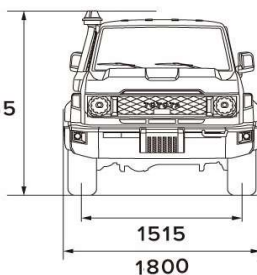


10 seats configuration (STD)

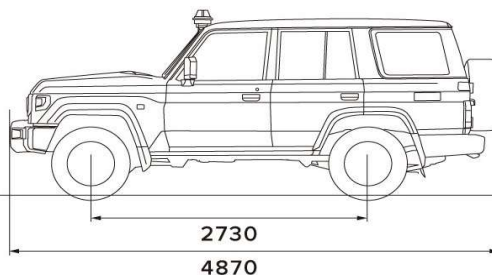


9 seats configuration (DLX)

1955



1515
1800



2730
4870

CONTACT US:

LUSAKA CAIRO RD BRANCH
 North End Cairo Road
 Tel: +260 971 268000

KITWE COPPERBELT BRANCH
 Chingola Road
 Tel: +260 971 268000

SOLWEZI BRANCH
 Kansanshi Mine Road
 Tel: +260 971 268000

LUSAKA NANGWENYA BRANCH
 Nangwenya Road Lusaka
 Tel: +260 971 268000

LIVINGSTONE BRANCH
 Industrial Road Livingstone
 Tel: +260 971 268000

website: www.toyotazambia.co.zm
 e-mail: contact-toyota-zambia@cfao.com



Warranty is valid up to 5 years or 150,000 km for vehicle and 1 year or 30,000 km for conversions, whichever comes first. We reserve the right to alter any details of specifications and equipment without notice. No guarantee is given regarding the accuracy of information within this document. Vehicle body, specifications and trim colours might differ slightly from the data within this document. Please check model availability and full specification details with your Toyota dealer prior to ordering. We cannot accept contractual responsibility for your reliance on the information contained within this document.

Land Cruiser 76

