

Land Cruiser 76

Valid from: 21st July, 2025



GRADE	SFX	Body type	Engine	ccm	Power (HP/kW)	Torque (Nm)	Transmission	Duty free (USD)	Duty paid (USD w. VAT)
STANDARD 4x4	R0	Station Wagon	4.2 DIESEL	4.164	131/96	285	5 M/T	73,400	117,400
STANDARD GD 4x4	G0 / A0	Station Wagon	2.8 DIESEL	2755	201/150	500	6 A/T	77,700	124,300
STANDARD GD 4x4	MO	Station Wagon	2.8 DIESEL	2755	201/150	500	5 M/T	75,300	120,500
EXTRAS						STANDARD	DELUXE	Duty free (USD)	Duty paid (USD w. VAT)

Metallic paint:

- = Standard ○ = Option — = Not available
- 5 M/T = 5 speed manual transmission
- 6 A/T = 6 speed automatic transmission

STANDARD GRADE

Interior:

Air conditioner (manual)
Radio AM/FM, MP3, CD
2 speakers
Auxiliary input USB
Front bench seat
Power windows (auto down for driver)
Glovebox with key
With heater
Rubber floor mats (front and rear)
10 seats (3 front, 3 rear, 2x2 parallel in the back)
Urethane steering wheel
Tilt and telescopic power steering column
Vinyl leather seat material
Clock
Cup holder

Exterior:

Mud guards (front and rear)
Black rear bumper with reflector
Spare wheel carrier with lock
Front and rear towing hooks
Air cleaner with cyclone and snorkel
Manual antenna
Black front grille
Side steps and rear step (aluminium)
Rear window defogger

Safety:

ABS - Anti-lock Braking System
Driver & passenger airbags (SRS)
High mount stop light

Technical:

Suspension with coil leaf spring
Rear differential lock (manual)
Power door lock (Driver)
4WD system
Steel wheels
Tyre dimensions 255/95R16 6J /Tube
High altitude compensator (HZJ)
Fuel tank capacity 130L
Cylinders: 6 in line
Overall width: 1.800 mm
Overall length: 4.860 mm
Overall height: 1.955 mm
Min. ground clearance: 230 mm
Min. turning radius (tyre): 6.3 m
Engine 1HZ (4.2L)

STANDARD GD

Interior:

Door pockets, front
Front separated seats
9 seats (2 front, 3 rear, 2x2 parallel in the back)
Seat pockets
Fabric seat material
Rear console box
Woody steering wheel

Exterior:

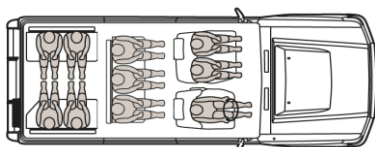
Chrome painted front and back bumper
Wire harness connector for trailer

Safety:

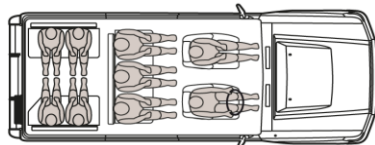
Immobilizer
VSC - Vehicle Stability Control
BA - Brake Assist
EBD - Electronic Brake Force Distribution
HAC - Hill Assist Control
DAC - Downhill Assist Control
ATRC - Active Traction Control

Technical:

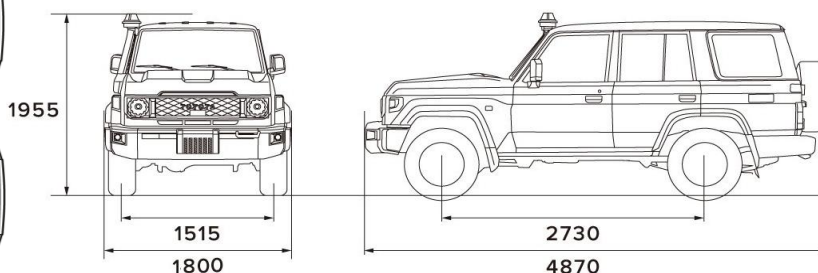
Alloy wheels
Tyre dimensions 225/95R16 6J/Tube
Cruise Control
Wireless/smart door lock
Cylinders: 4 in line
Overall width: 1.800 mm
Overall length: 4.870 mm (1GD) & 4.870 mm (1HZ)
Overall height: 1.955 mm
Min. ground clearance: 230 mm
Min. turning radius (tyre): 6.3 m
Engine 1GD-FTV (2.8L)



10 seats configuration (STD)



9 seats configuration (DLX)



CONTACT US:

LUSAKA CAIRO RD BRANCH
North End Cairo Road
Tel: +260 971 268000

KITWE COPPERBELT BRANCH
Chingola Road
Tel: +260 971 268000

SOLWEZI BRANCH
Kansanshi Mine Road
Tel: +260 971 268000

LUSAKA NANGWENYA BRANCH
Nangwenya Road Lusaka
Tel: +260 971 268000

LIVINGSTONE BRANCH
Industrial Road Livingstone
Tel: +260 971 268000

website: www.toyotazambia.co.zm
e-mail: contact-toyota-zambia@cfao.com



Warranty is valid up to 5 years or 150,000 km for vehicle and 1 year or 30,000 km for conversions, whichever comes first. We reserve the right to alter any details of specifications and equipment without notice. No guarantee is given regarding the accuracy of information within this document. Vehicle body, specifications and trim colours might differ slightly from the data within this document. Please check model availability and full specification details with your Toyota dealer prior to ordering. We cannot accept contractual responsibility for your reliance on the information contained within this document.

Land Cruiser 76

